



Strategic Workforce Planning

Swinburne Edge has partnered with the renowned AI platform Faethm to develop an approach for creating workforce training programs. The aim is to assist businesses in staying relevant by adapting to the rapidly changing technological landscape and meeting the growing demand for a customised workforce.



Applying data in Strategic Workforce Planning

In today's rapidly changing business landscape, companies that fail to adapt to shifting industry trends and workforce needs run the risk of becoming irrelevant and obsolete. To remain competitive in an ever-shifting environment, businesses need to embrace agile, proactive management strategies, often through the implementation of digital technology and customised AI tools.

As industry evolves alongside technological advancements, robust, complex data sources are being increasingly used to guide and validate workforce training, decision-making processes, new business objectives, and employee engagement. However, new data streams are largely ineffective without new strategies to analyse, interpret and implement their insights.

In response to this need, Swinburne Edge is introducing a workforce training program development approach that blends data-driven insight and alignment with customised business objectives, partnering with Faethm.

Preparing your workforce for the future

Faethm is a world-class leading AI technology platform, capable of:

analysing a wide range of workforce sourced data points

forecasting future capability gaps in industry and job families due to emerging technologies impact

providing unique insights into future capabilities.

Together, Faethm and Swinburne Edge can provide insights and guidance for your business in the following areas:



Workforce Planning



Career Mobility



Workforce Resilience




Job Families Analysis



Future Capabilities Needs









Benefits to your workforce



-
-
-
-
-
-
-
-

Once these key areas have been addressed and we begin developing a strategy for your workforce, by working with industry experts, Swinburne Edge will be able to provide you with a range of workforce benefits, including:

- 
 preparing your workforce for digital transformation
- 
 identifying the largest capability and workforce gaps
- 
 providing a wealth of information that can be used to make informed decisions in workforce planning
- 
 aligning with workforce objectives; improving your understanding of the future skills and capabilities needed to achieve business objectives and internal goals
- 
 developing a training program, in part based on data insight
- 
 validating recruitment and workforce development investments.




-
-
-
-
-
-

By understanding your business' needs and goals, Swinburne Edge can guide you through the implementation of a customised training and development program. With our knowledge of Faethm's world-class digital tools, we can design a strategy that will benefit your workforce, now and in the future.

Contact Swinburne Edge's team of expert consultants at edge@swinburne.edu.au to discuss solutions for your current and future workforce challenges.



Contact us

-  1800 633 560
-  edge@swinburne.edu.au
-  swinburne.edu.au/swinburne-edge

