


Capability Statement

Swinburne Edge

Creating the next gen workforce_now



The future of work is here

Is corporate learning part of your business strategy?

What if your workforce stopped learning today?

Is your workplace still worth the commute?

Performance bonuses - why not learning bonuses?

Introducing Swinburne Edge



We believe that the nature of work has fundamentally changed, and if you haven't evolved with this seismic shift, business will only become harder for you.

We know this because an exhausted workforce isn't going to deliver more for you unless you offer something in return - meeting more of their wellbeing and learning goals.

Swinburne Edge is the workforce strategy partner you need to help navigate this shift. Our approach is powered by our latest research, verified by industry thought leaders, and maps the path to your future workforce, today.

"We've had two out of five workers tell us that they would move jobs for flexible, hybrid working.

The rapid rate of change to the traditional workforce construct in Australia, the Asia Pacific and, in fact, globally is revolutionary - it is a work revolution.

No longer is 'back to normal' applicable. Leaders should be thinking about how they create a workplace focused on maximising employee engagement to help earn the commute."

What is the Edge?

A targeted workforce strategy for a fast-changing commercial environment.

We provide practical learning and development outcomes to turn complex disruption into competitive advantage.

Conceived and developed through the **Centre for the New Workforce (CNeW)**, Swinburne Edge responds to the profound transformations happening in the workplace right now.

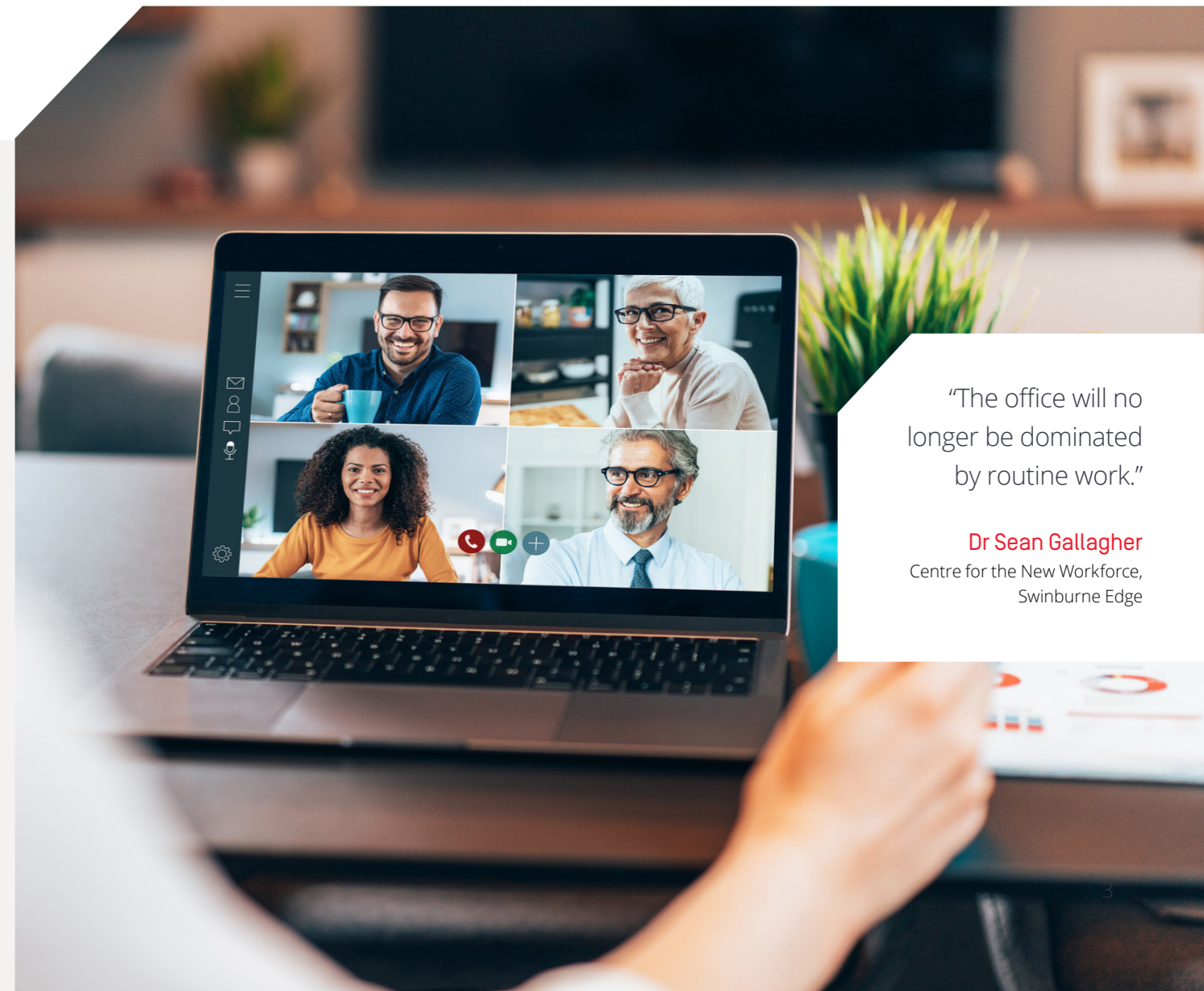
Global challenges and rapidly evolving digital technologies have created a growing urgency for innovation and disruption-readiness to be hardwired into every organisation's DNA.

Swinburne Edge is about creating value for business as it manages the shift to flexible working and rapid

change. It's industry training and development not just for today's workforce, but for the future.

We're more than one-off qualifications — we're a workplace specialist and long-term educational partner that helps you to stay abreast of new technologies and ways of working. As your industry evolves, you'll be at the forefront.

Our team partners with you to deliver a strategic approach for an unprecedented era. As opportunities arise, you'll be ready to seize them.



"The office will no longer be dominated by routine work."

Dr Sean Gallagher
Centre for the New Workforce,
Swinburne Edge

What we have to offer you

New Workforce Insights

Swinburne Edge is powered by the **Centre for the New Workforce (CNeW)** - a research facility dedicated to understanding and adapting to the latest workforce and human learning trends.

CNeW is led by Dr. Sean Gallagher alongside a team of global research specialists in workplace design and technology, and an Advisory Board made up of industry representatives from global corporations including:



CNeW drives innovation in learning and workplace wellbeing, using evidence-based approaches that help organisations adapt to complex change and thrive. **Swinburne Edge** incorporates the centre's workforce insights into all its learning and development programs and monitors performance with traceable ROI and impact reporting.

Integrated Solutions

Swinburne Edge provides holistic solutions. Employees learn and adapt to new technology, while understanding how workplace human interactions create value. An enterprise-wide, integrated approach to learning and development builds strong culture - it engages employees in productivity improvements and growth opportunities.

CNeW advice guides our consultants. And all our courses are designed for direct workplace application. We help you transform your workflow and behaviours by:

- diagnosing pain points in work activity, knowledge, learning capability, and workplace wellbeing
- implementing productivity solutions for competitive advantage
- advising on global best practice and current technological advances
- positioning your leadership team to lead your workforce and influence stakeholders

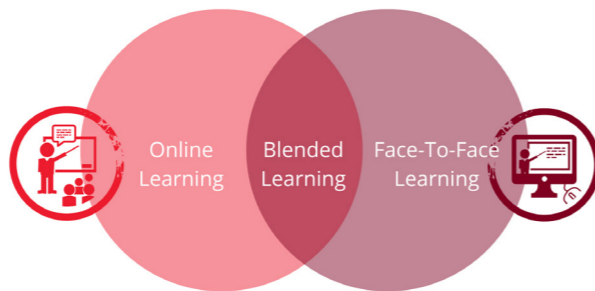
-
-
-
-
-
-
-
-
-
-

A Lifelong Philosophy

Swinburne Edge is committed to assisting professionals on their lifelong learning journey and building a culture of continuous skills acquisition and shared knowledge at work. Our training programs enhance career paths with the most up-to-date accredited qualifications, while our developmental approach empowers employees to be collaborative, creative and agile.

We supply a broad range of course units and modes of delivery, from 'Custom-Design' to 'Off-the-Shelf' learning modules, all guided by industry professionals with practical application for immediate workplace impact.

Courses can be face-to-face, fully online, or in a blended mode - and there are 'fast-track' options for certificates and diplomas that may be completed in under six months.



-
-
-
-
-
-

FUTURE OF WORK CONSULTING:

Tailor-made for business - and people who mean business



As a trusted education leader and long-standing commercial training partner, our courses are expertly prepared and guided by the latest high-level workplace research.

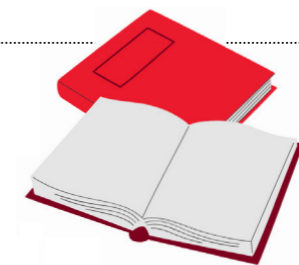


Course offerings have an unrivalled breadth and flexibility. Our consultants are industry experienced and backed up by specialist industry advice from the **Centre for the New Workforce** at Swinburne.



Clients have continually increased their workforce productivity with practical, relevant and contemporary learning and development programs.

-
-
-
-
-
-
-
-
-
-



In practice, you'll receive the most cost and time-efficient mix of learning for the greatest immediate impact on your working environment - all while building an agile workforce ready for success.



Swinburne Edge is preparing every employee, at every level of responsibility, for the next generation workforce, today.

We make your workforce the driving force

In a rapidly evolving workplace, new value creation opportunities abound. To remain sensitive to change and realise business opportunities, we must celebrate curiosity and imagination - we must be equipped and agile. This is how new ways of creating and capturing markets are being born. It is how we make innovation our core business.

With the nature of work changing forever, it is now your organisation's internal capabilities that provide the pathways to the new economy. Whether it's to stress test and extend an existing business model, or to generate ideas for a new scalable business, your frontline employees and workers at every level are the creative drivers of adaption, discovery and growth.



Swinburne Edge has been specifically designed to meet the urgent challenges of 'Disruption Readiness'. Our Workforce Innovation program delivers future-focused courses and organisational development modules that prime your firm to be ready for the transformations that are to come.

Because we believe the faster the future arrives, the better it is for the world. But learning new ways of thinking, and creating value in your workforce, are vital.

Swinburne Edge gives you the tools to harness the next great opportunity.

Get the Swinburne Edge.



The Learning Workplace

All around us, it's clear the modern workplace is changing. And it's changing faster than ever before.

Employees in all areas of responsibility must be highly skilled, agile, collaborative and imaginative. Your whole workforce needs to be equipped and up to the task.

Swinburne Edge Learning Design Innovation helps you create a learning program for your organisation that provides powerful new enterprise capabilities. We deliver:

- **Learning and Instructional Design:** the framework and teaching methodologies for a rich and modern learning experience that reflects your organisation's values, meets your learning and development objectives, and inspires and equips your people to make an impact with new skills and knowledge.
- **Learning Content Development:** immersive, media-rich content that's tailored to your audience needs – such as organisation-specific infographics, training booklets and facilitator guides – developed with subject matter experts to ensure your educational materials are accurate, engaging, and meet the compliance requirements of your industry.
- **eLearning:** modules and digital learning experiences to meet your learning goals and business objectives – transforming your paper-based learning into engaging eLearning courses, or creating new digital learning content from the ground up.

The power of our Learning Design Innovation is so widely respected and acclaimed that other universities come to us for these services.

Get your advice from the experts in organisational learning and development. And build back better with Australia's most trusted technical institution - now a world-class university.



Build your next-gen workforce now with Swinburne Edge.
Visit Swinburne Edge

Work for tomorrow, today



We're building the skills for tomorrow's leaders, today.


For professionals, we offer the most up-to-date content in Advanced Diplomas, Professional Certificates, and a wide range of accredited courses in the format that suits you. Everything you need to stay on top of your career. Done.

Swinburne Edge provides future-ready training and workplace skills to harness your talents and boost your career. Our expertly prepared course portfolio is made for immediate application, with the right tools to unlock your potential.

Swinburne Edge offers effective industry training with:

- competitive skills and a comprehensive range of accredited courses in the latest content for your industry
- webinar and workshop/seminar delivery - face-to-face, online, or in blended mode - with standard and 'fast-track' options for professionals in a hurry
- locally based, well-resourced and world-class facilities
- innovative training delivery for sustained success, equipping you to meet the challenges of a rapidly changing workplace

Swinburne Edge CPE supports individuals to reach their goals, no matter what your career phase or stage of development.



Modes of delivery

Swinburne Edge offers a range of organisational learning solutions - from 'Custom Design' delivery to 'Off-the-Shelf' courses - that use a digital, micro-credentialed education framework. Plus, all our courses can be delivered face-to-face, online, or in a blended mode.

Custom Design

We provide learning and development programs tailored to your organisation's specific needs. This includes expert consultation and a personalised suite of courses in the most up-to-date training for your industry.

What's more, we use a proven learning and development project methodology that guarantees the design and delivery of each program.

Off-the-Shelf

Our Off-the-Shelf courses include accredited and non-accredited workshops, short courses, certificates, diplomas and postgraduate qualifications to boost your skills capabilities. The great advantage of Off-the-Shelf is that training can be delivered in-house at your workplace when it suits you. You receive comprehensive learning

modules with guidance from experienced industry facilitators, and practical workplace applications built for immediate impact.

Certificates and diplomas can also be delivered in 'Fast-Track' mode as a part-time commitment, and completed in less than six months.

Contextualised

Our Contextualised learning solution employs Off-the-Shelf courses to meet specific goals. With this option, we address a critical issue facing your organisation and find the solution within a guided 'case study' approach. Contextualised delivery is a powerful training solution that fosters teamwork,




problem-solving and inspired deep-learning.

Contextualised programs are aligned to your industry, challenge-focused, and can be delivered in the mode that best meets your immediate needs.





Contact us

-  1800 633 560
-  edge@swinburne.edu.au
-  swinburne.edu.au/swinburne-edge

Connect with us



The information contained in this calendar was correct at the time of publication, February 2023.
The university reserves the right to alter or amend the material contained in this guide.
CRICOS: 00111D | RTO: 3059 | TEQSA PRV12148 Australian University

